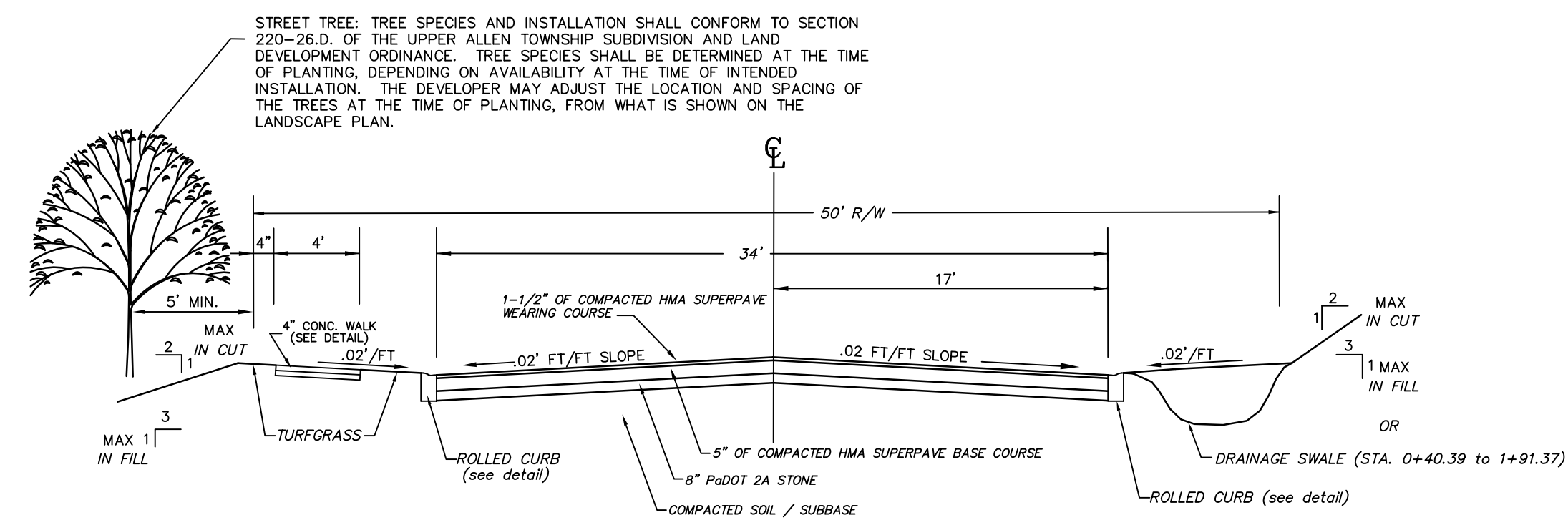


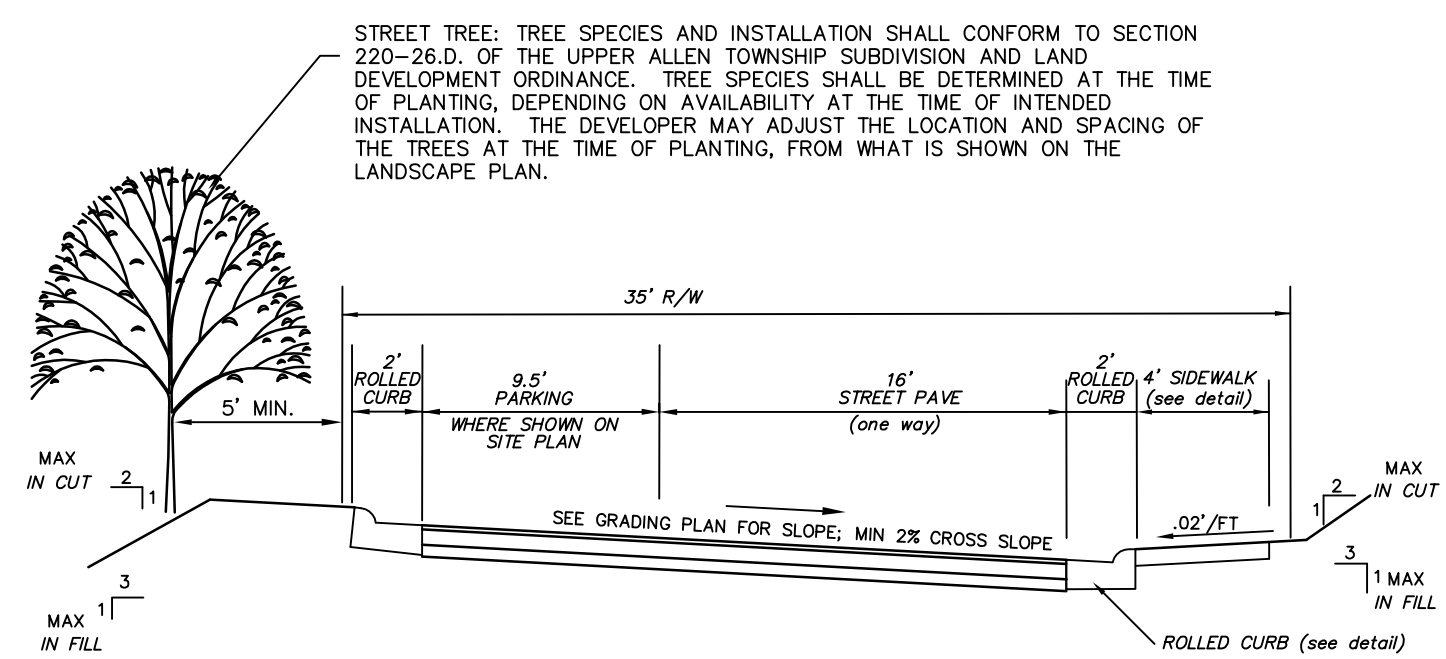
- NOTE: 1. PROVIDE TRANSVERSE ASPHALT TYPE EXPANSION JOINTS SPACED 30' MAX.  
 2. PROVIDE TRANSVERSE DUMMY JOINTS @ 4' INTERVALS OR AS SPECIFIED.  
 3. A TOOLED EDGE SHALL BE PROVIDED ON ALL EDGES INCLUDING EXPANSION JOINTS.  
 4. IN THE CASE WHERE SIDEWALKS ARE PROPOSED DIRECTLY AGAINST CURB OR BUILDING, EXPANSION MATERIAL SHALL BE INSTALLED CONTINUOUSLY ALONG THE COMMON EDGE.  
 5. PROVIDE A BROOM FINISH.  
 6. WHERE PROPOSED SIDEWALKS CROSS A DRIVEWAY, A CONCRETE APRON SHALL BE PROVIDED FROM THE EDGE OF THE STREET CARTWAY TO THE FAR EDGE OF THE SIDEWALK. CONCRETE DRIVEWAY APRONS SHALL HAVE A MINIMUM DEPTH OF SIX INCHES AND CONSTRUCTED WITH REINFORCED WIRE OF FIBERGLASS SUBSTITUTE FOR STRENGTHENING PURPOSES.

**PUBLIC CONCRETE SIDEWALK SECTION DETAIL**  
 N.T.S.

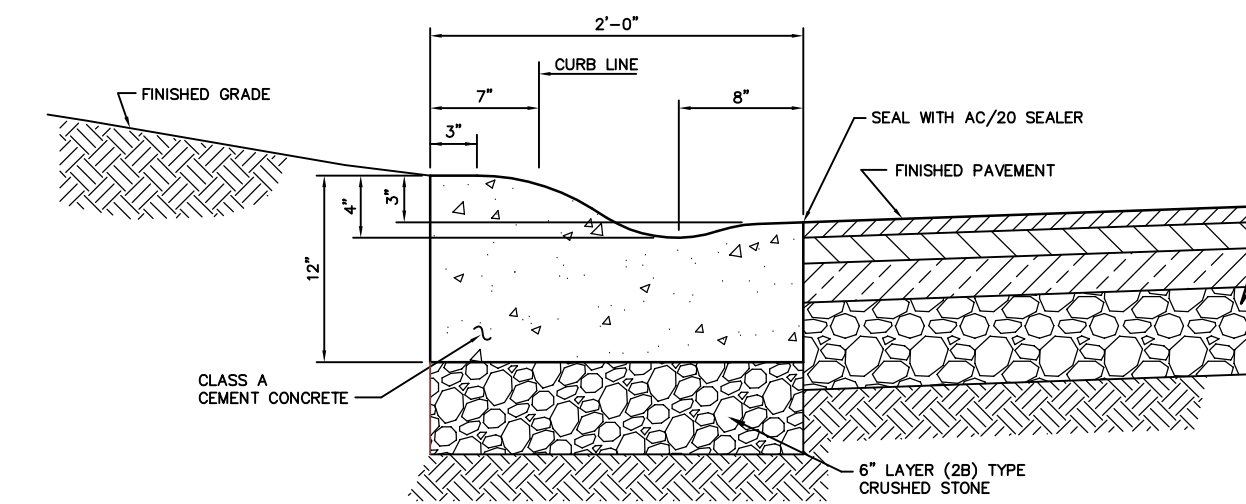


NOTE: SEE SECTION 220-15.G. OF THE UPPER ALLEN TOWNSHIP SUBDIVISION AND LAND DEVELOPMENT ORDINANCE FOR VARIOUS CONSTRUCTION SPECIFICATIONS.

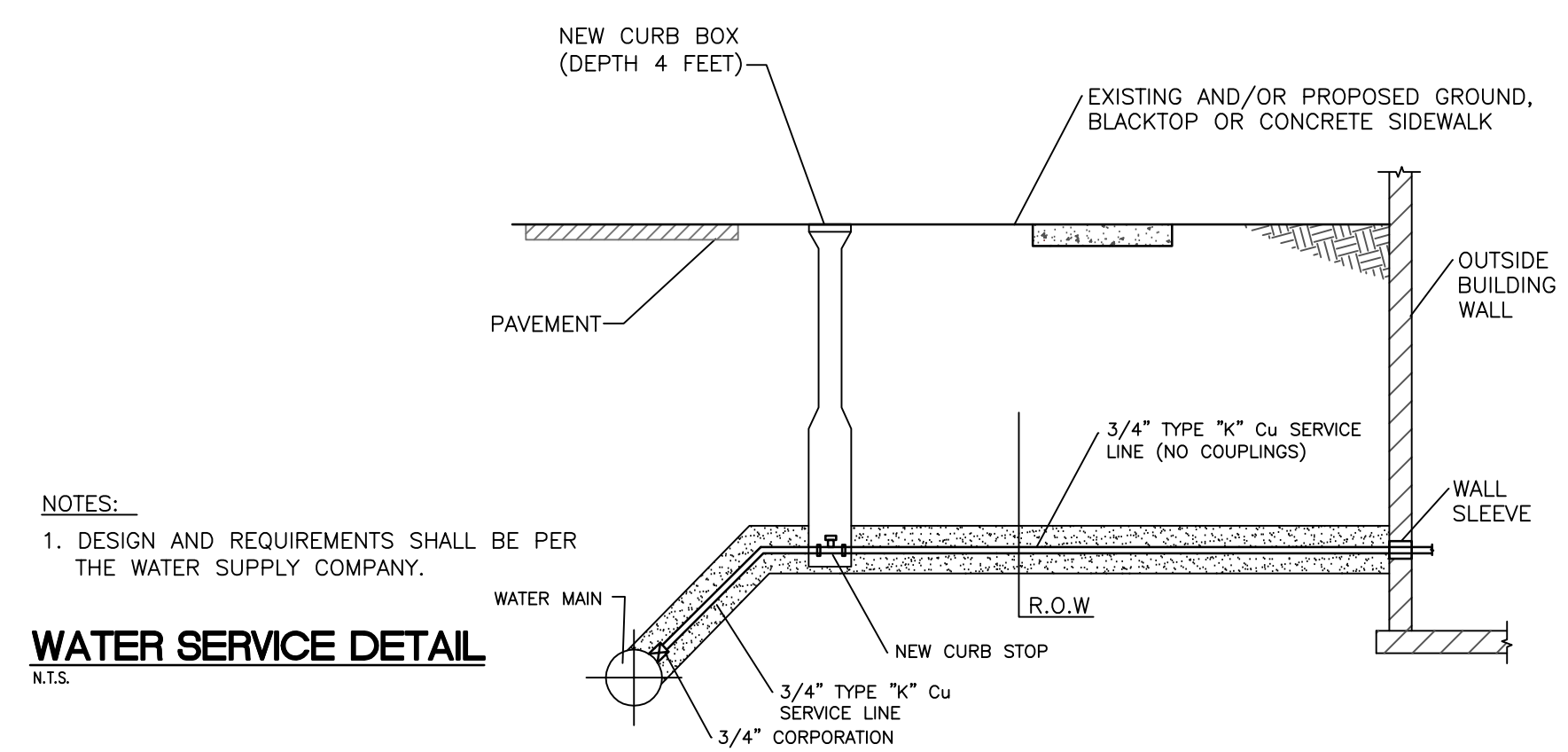
**TYPICAL ENTRY (NON-LOOP) CROSS-SECTION**  
 N.T.S.



**ONE-WAY LOOP STREET CROSS SECTION**  
 N.T.S.



**STANDARD ROLLED CURB DETAIL**  
 N.T.S.



- NOTES:  
 1. DESIGN AND REQUIREMENTS SHALL BE PER THE WATER SUPPLY COMPANY.

**WATER SERVICE DETAIL**  
 N.T.S.

No.	REVISION	DATE
1	REVISE COMMENTS	08/02/11
2		
3		
4		
5		
6		
7		
8		



**R. J. FISHER & ASSOCIATES, INC.**

- LAND PLANNING & DEVELOPMENT DESIGN
  - PROPERTY & TOPO. SURVEYS
  - LANDSCAPE ARCHITECTURE
  - WETLANDS IDENTIFICATION & DELINEATION
- 1546 BRIDGE STREET, NEW CUMBERLAND, PA. 17070  
 (717) 774-7584 FAX (717) 774-7190

MISCELLANEOUS DETAILS  
 FOR  
**THE TERRACES**  
 AT SHEPHERDSTOWN  
 LOCATED IN  
 UPPER ALLEN TOWNSHIP, CUMBERLAND COUNTY, PA.

COPYRIGHT © 2010 BY  
 R. J. FISHER & ASSOCIATES, INC.